



Please write clearly in block capitals.

Centre number

--	--	--	--	--

Candidate number

--	--	--	--

Surname

Forename(s)

Candidate signature

I declare this is my own work.

A-level FURTHER MATHEMATICS

Paper 3 Discrete

Friday 7 June 2024

Afternoon

Time allowed: 2 hours

Materials

- You must have the AQA Formulae and statistical tables booklet for A-level Mathematics and A-level Further Mathematics.
- You should have a graphical or scientific calculator that meets the requirements of the specification.
- You must ensure you have the other optional Question Paper/Answer Book for which you are entered (**either** Mechanics or Statistics). You will have 2 hours to complete **both** papers.

Instructions

- Use black ink or black ball-point pen. Pencil should only be used for drawing.
- Fill in the boxes at the top of this page.
- Answer **all** questions.
- You must answer each question in the space provided for that question. If you require extra space for your answer(s), use the lined pages at the end of this book. Write the question number against your answer(s).
- Do **not** write outside the box around each page or on blank pages.
- Show all necessary working; otherwise marks for method may be lost.
- Do all rough work in this book. Cross through any work that you do not want to be marked.

Information

- The marks for questions are shown in brackets.
- The maximum mark for this paper is 50.

Advice

- Unless stated otherwise, you may quote formulae, without proof, from the booklet.
- You do not necessarily need to use all the space provided.

For Examiner's Use	
Question	Mark
1	
2	
3	
4	
5	
6	
7	
8	
9	
10	
TOTAL	



J U N 2 4 7 3 6 7 3 D 0 1

G/LM/Jun24/G4006/V9

7367/3D

Answer **all** questions in the spaces provided.

- 1** Which one of the following sets forms a group under the given binary operation?
Tick (✓) **one** box.

[1 mark]

Set	Binary Operation	
{1, 2, 3}	Addition modulo 4	<input type="checkbox"/>
{1, 2, 3}	Multiplication modulo 4	<input type="checkbox"/>
{0, 1, 2, 3}	Addition modulo 4	<input type="checkbox"/>
{0, 1, 2, 3}	Multiplication modulo 4	<input type="checkbox"/>

- 2** A student is trying to find the solution to the travelling salesperson problem for a network.

They correctly find two lower bounds for the solution: 15 and 19

They also correctly find two upper bounds for the solution: 48 and 51

Based on the above information only, which of the following pairs give the best lower bound and best upper bound for the solution of this problem?

Tick (✓) **one** box.

[1 mark]

Best Lower Bound	Best Upper Bound	
15	48	<input type="checkbox"/>
15	51	<input type="checkbox"/>
19	48	<input type="checkbox"/>
19	51	<input type="checkbox"/>



3 The simple-connected graph G has the adjacency matrix

	A	B	C	D
A	0	1	1	1
B	1	0	1	0
C	1	1	0	1
D	1	0	1	0

Which one of the following statements about G is true?

Tick (✓) **one** box.

[1 mark]

G is a tree

☐

G is complete

☐

G is Eulerian

☐

G is planar

☐

Turn over for the next question

Turn over ►



4 (b) Determine the play-safe strategy for each player.

[1 mark]

Play-safe strategy for Daniel _____

Play-safe strategy for Jackson _____

Turn over for the next question

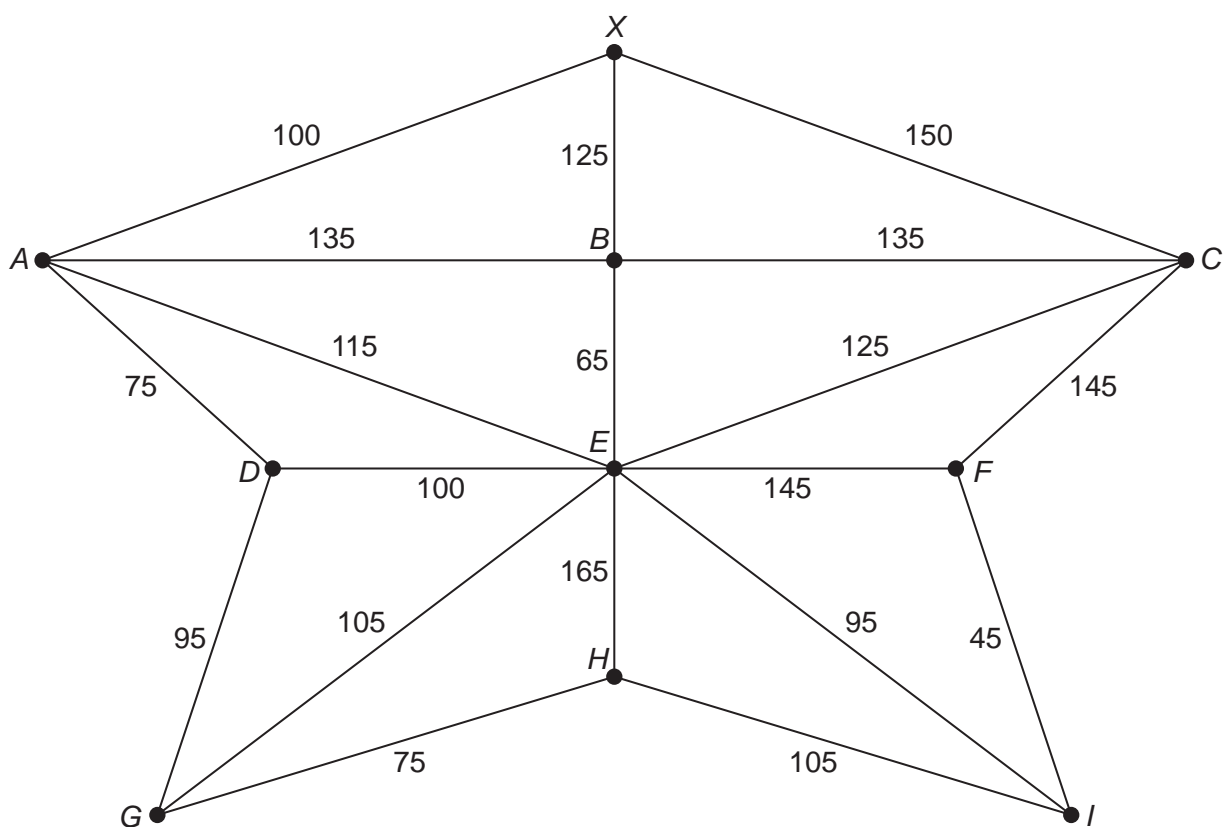
Turn over ►



- 5 The owners of a sports stadium want to install electric car charging points in each of the stadium's nine car parks.

An engineer creates a plan which requires installing electrical connections so that each car park is connected, directly or indirectly, to the stadium's main electricity power supply.

The engineer produces the network shown below, where the nodes represent the stadium's main electricity power supply X and the nine car parks A, B, \dots, I .



Each arc represents a possible electrical connection which could be installed.

The weight on each arc represents the time, in hours, it would take to install the electrical connection. The electrical connections can only be installed one at a time.

To reduce disruption, the owners of the sports stadium want the required electrical connections to be installed in the minimum possible total time.



5 (a) (i) Determine the electrical connections that should be installed.

[2 marks]

5 (a) (ii) Find the minimum possible total time needed to install the required electrical connections.

[1 mark]

5 (b) Following the installation of the electrical connections, some of the car parks have an indirect connection to the stadium's main electricity power supply.

Give one limitation of this installation.

[1 mark]

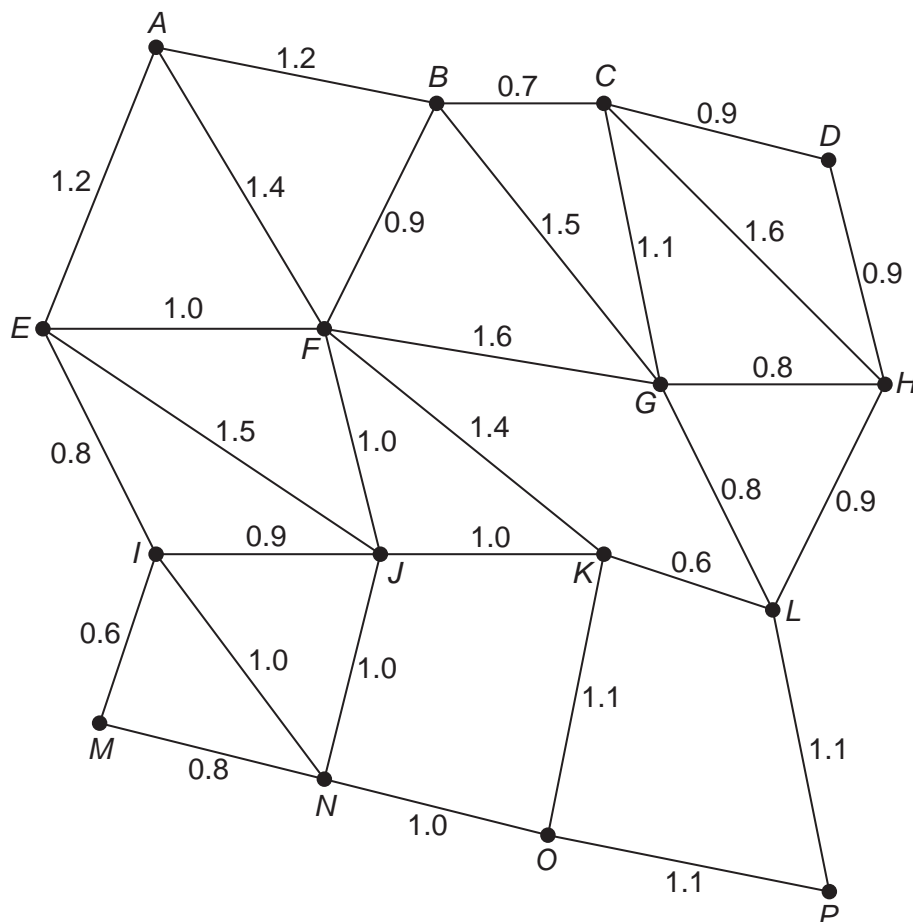
Turn over ►



6

A company delivers parcels to houses in a village, using a van.

The network below shows the roads in the village. Each node represents a road junction and the weight of each arc represents the length, in miles, of the road between the junctions.



The total length of all of the roads in the village is 31.4 miles.

On one particular day, the driver is due to make deliveries to at least one house on each road, so the van must travel along each road at least once. However, the driver has forgotten to add fuel to the van and it only has 4.5 litres of fuel to use to make its deliveries.

The van uses, on average, 1 litre of fuel to travel 7.8 miles along the roads of this village. Whilst making each delivery, the driver turns off the van's engine so it does not use any fuel.

Determine whether the van has enough fuel for the driver to make all of the deliveries to houses on each road of the village, starting and finishing at the same junction.

Fully justify your answer.

[6 marks]



- 7 (a)** By considering associativity, show that the set of integers does not form a group under the binary operation of subtraction.

Fully justify your answer.

[2 marks]

- 7 (b)** The group G is formed by the set

$$\{1, 7, 8, 11, 12, 18\}$$

under the operation of multiplication modulo 19

- 7 (b) (i)** Complete the Cayley table for G

[3 marks]

\times_{19}	1	7	8	11	12	18
1	1	7	8	11	12	18
7	7	11				
8	8		7			
11	11			7		
12	12				11	
18	18					1

- 7 (b) (ii)** State the inverse of 11 in G

[1 mark]



7 (c) (i) State, with a reason, the possible orders of the proper subgroups of G

[2 marks]

7 (c) (ii) Find all the proper subgroups of G

Give your answers in the form $\langle\langle g \rangle\rangle, \times_{19}$ where $g \in G$

[3 marks]

7 (c) (iii) The group H is such that $G \cong H$

State a possible name for H

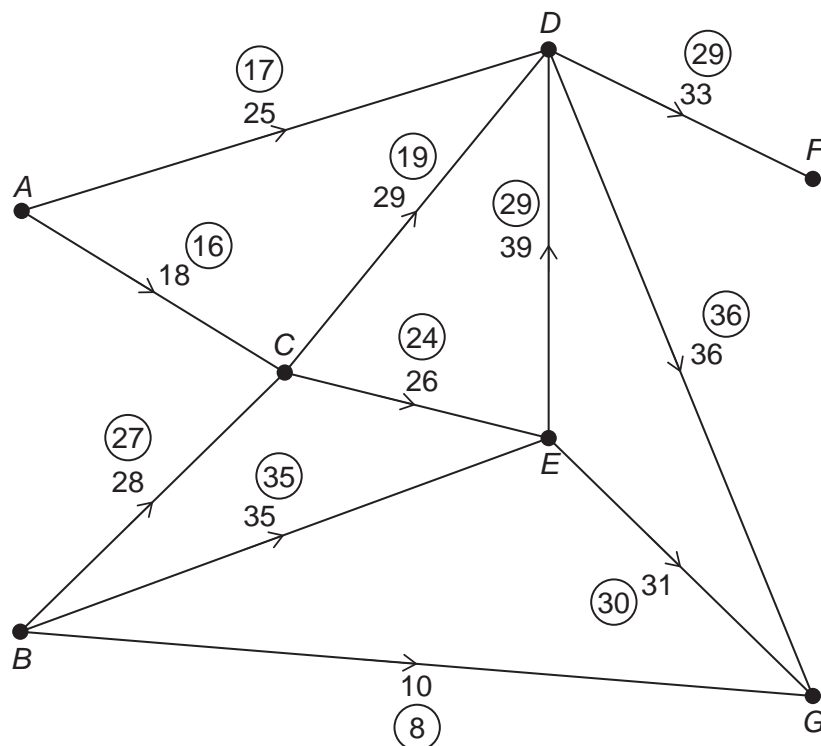
[1 mark]

Turn over ►



- 8 **Figure 1** shows a network of water pipes.
- The number on each arc represents the upper capacity for each pipe in litres per second.
- The numbers in the circles represent an initial feasible flow of 103 litres per second.

Figure 1



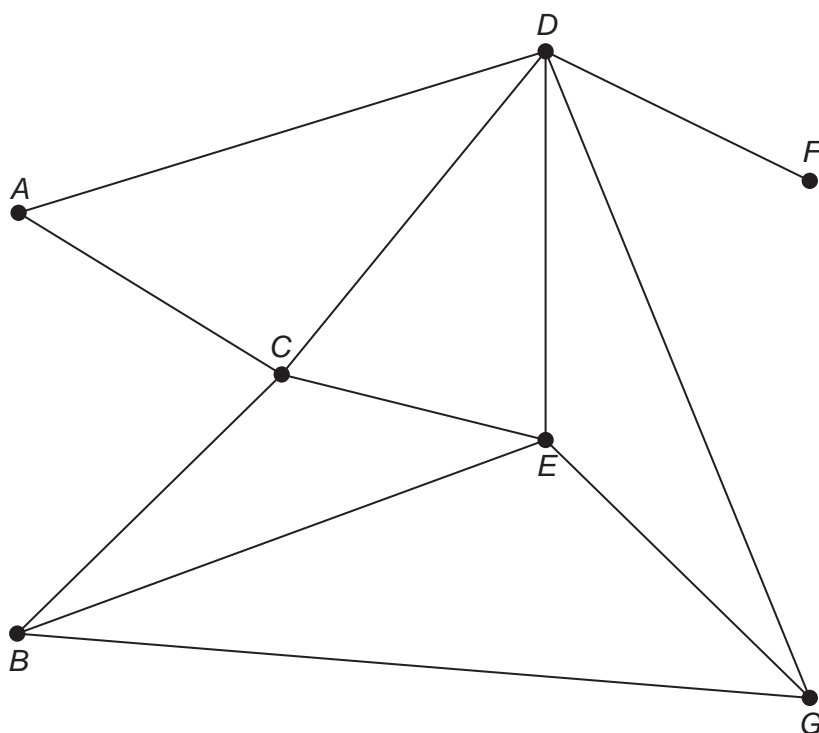
- 8 (a) On **Figure 1** above, add a supersource S and a supersink T to the network. [2 marks]
- 8 (b) Using flow augmentation, find the maximum flow through the network.
You must indicate any flow augmenting paths clearly in the table below.
You may use **Figure 2**, on the opposite page, in your solution. [4 marks]

Augmenting Path	Extra Flow

Maximum Flow _____ litres per second



Figure 2



- 8 (c)** While the flow through the network is at its maximum value, the pipe EG develops a leak.

To repair the leak, an engineer turns off the flow of water through EG

The engineer claims that the maximum flow of water through the network will reduce by 31 litres per second.

Comment on the validity of the engineer's claim.

[2 marks]

Turn over ►



9 Janet and Samantha play a zero-sum game.

The game is represented by the following pay-off matrix for Janet.

		Samantha		
Janet	Strategy	S ₁	S ₂	S ₃
	J ₁	2	7	6
	J ₂	5	5	1
	J ₃	4	3	8
	J ₄	1	6	4

9 (a) Explain why Janet should never play strategy J_4

[1 mark]

9 (b) Janet wants to maximise her winnings from the game.

She defines the following variables.

p_1 = the probability of Janet playing strategy J_1

p_2 = the probability of Janet playing strategy J_2

p_3 = the probability of Janet playing strategy J_3

v = the value of the game for Janet

Janet then formulates her situation as the following linear programming problem.

$$\begin{array}{ll}
 \text{Maximise} & P = v \\
 \text{subject to} & 2p_1 + 5p_2 + 4p_3 \geq v \\
 & 7p_1 + 5p_2 + 3p_3 \geq v \\
 & 6p_1 + p_2 + 8p_3 \geq v \\
 \text{and} & p_1 + p_2 + p_3 \leq 1 \\
 & p_1, p_2, p_3 \geq 0
 \end{array}$$



9 (b) (i) Complete the initial Simplex tableau for Janet's situation in the grid below.

[2 marks]

P	v	p_1	p_2	p_3					value

9 (b) (ii) Hence, perform **one** iteration of the Simplex algorithm, showing your answer on the grid below.

[2 marks]

P	v	p_1	p_2	p_3					value

Question 9 continues on the next page

Turn over ►



- 9 (c)** Further iterations of the Simplex algorithm are performed until an optimal solution is reached.

The grid below shows part of the final Simplex tableau.

p_1	p_2	value
1	0	$\frac{1}{12}$
0	1	$\frac{1}{2}$

Find the probability of Janet playing strategy J_3 when she is playing to maximise her winnings from the game.

[1 mark]



Turn over for the next question

*Do not write
outside the
box*

**DO NOT WRITE ON THIS PAGE
ANSWER IN THE SPACES PROVIDED**

Turn over ►

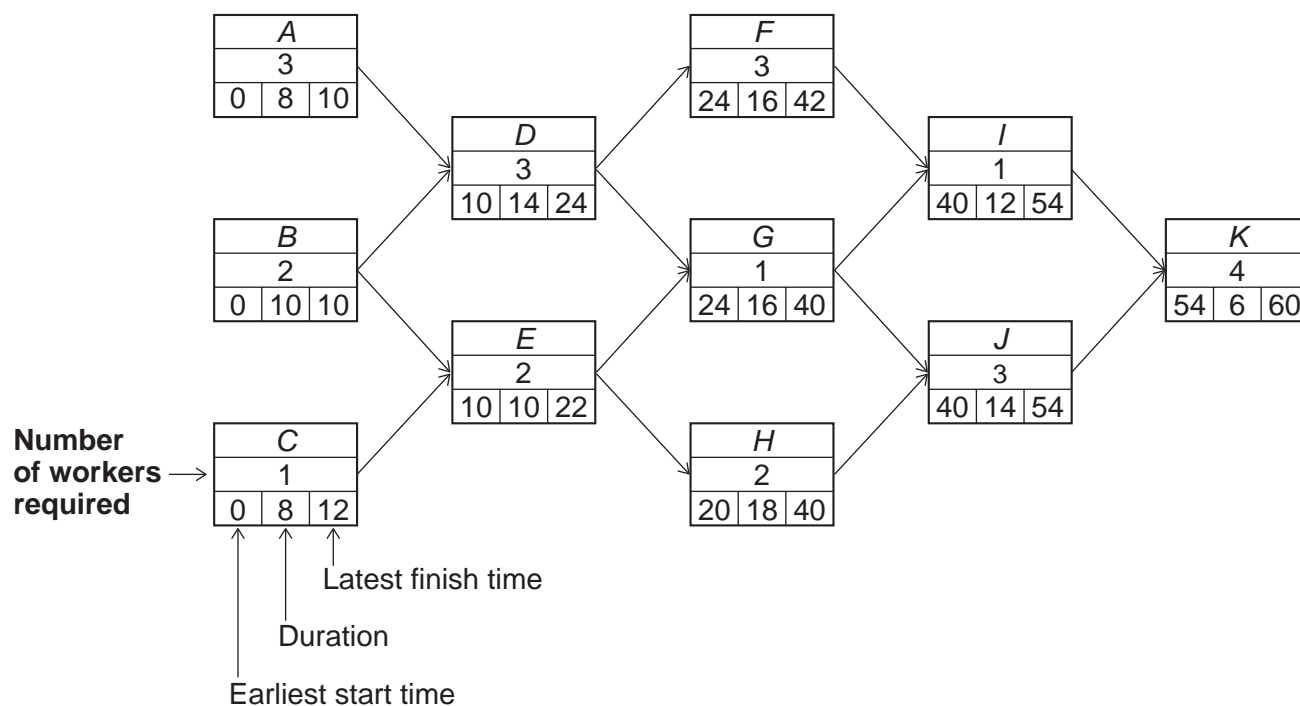


10 A project is undertaken by Highton Engineering Ltd.

The project is broken down into 11 separate activities A, B, ..., K

Figure 3 below shows a completed activity network for the project, along with the earliest start time, duration, latest finish time and the number of workers required for each activity. All times and durations are given in days.

Figure 3



10 (a) Write down the critical path.

[1 mark]

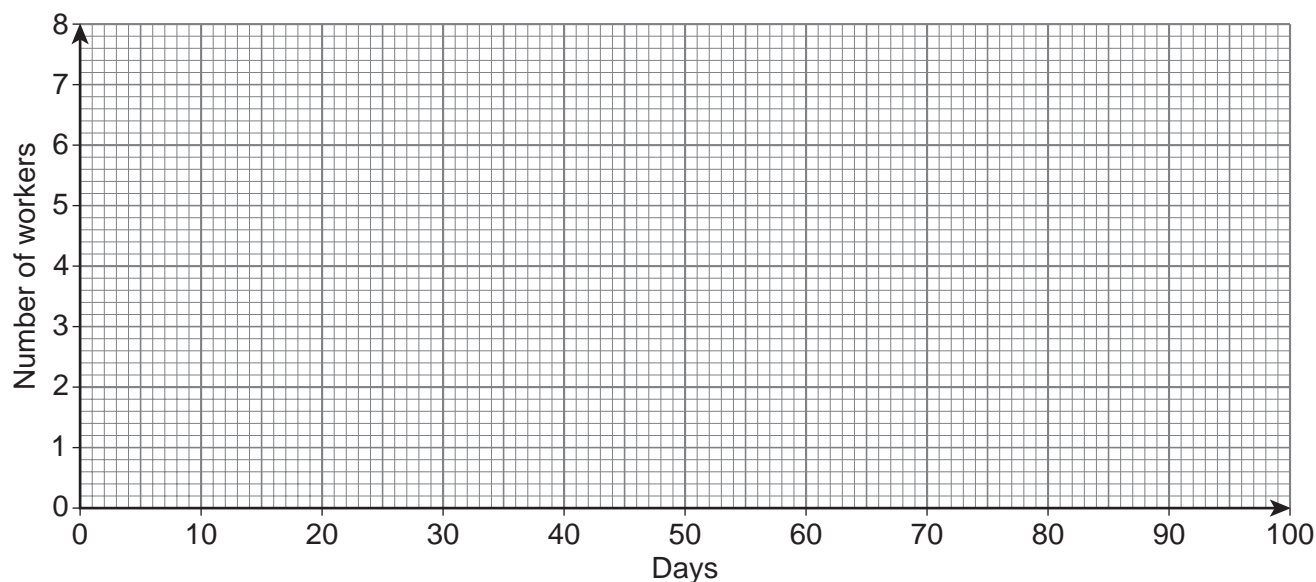


- 10 (b)** Using **Figure 4** below, draw a resource histogram for the project to show how the project can be completed in the minimum possible time.

Assume that each activity is to start as early as possible.

[3 marks]

Figure 4



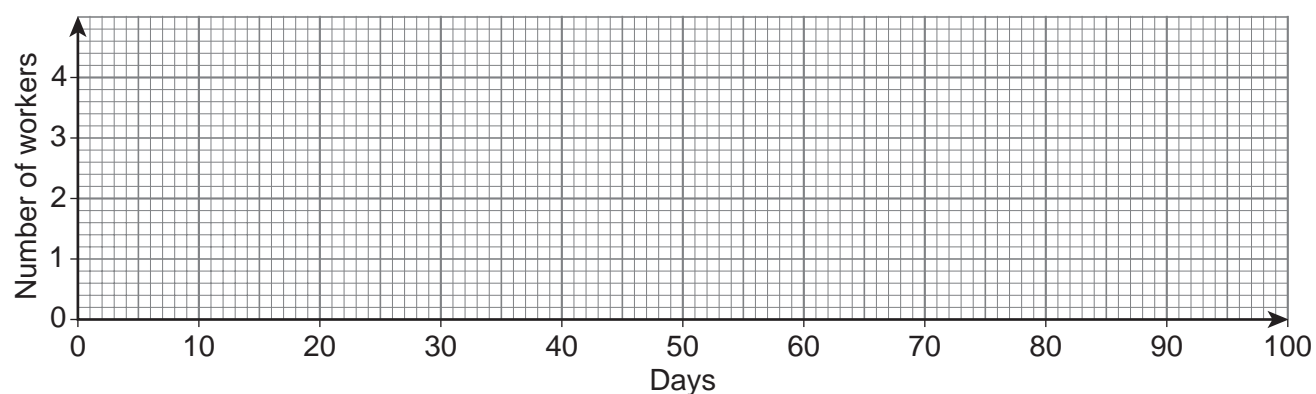
- 10 (c)** Highton Engineering Ltd only has **four** workers available to work on the project.

Find the minimum completion time for the project.

Use **Figure 5** below in your answer.

[3 marks]

Figure 5



Minimum completion time _____

END OF QUESTIONS



There are no questions printed on this page

*Do not write
outside the
box*

**DO NOT WRITE ON THIS PAGE
ANSWER IN THE SPACES PROVIDED**



There are no questions printed on this page

*Do not write
outside the
box*

**DO NOT WRITE ON THIS PAGE
ANSWER IN THE SPACES PROVIDED**

Copyright information

For confidentiality purposes, all acknowledgements of third-party copyright material are published in a separate booklet. This booklet is published after each live examination series and is available for free download from www.aqa.org.uk.

Permission to reproduce all copyright material has been applied for. In some cases, efforts to contact copyright-holders may have been unsuccessful and AQA will be happy to rectify any omissions of acknowledgements. If you have any queries please contact the Copyright Team.

Copyright © 2024 AQA and its licensors. All rights reserved.



2 4



2 4 6 A 7 3 6 7 / 3 D

G/Jun24/7367/3D